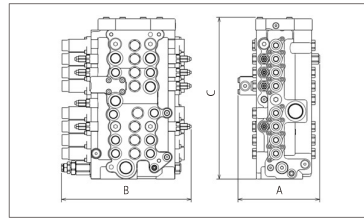



IB Series



[Main Application]

- Main control valve for small construction machinery

[Features]

- Utilization of proprietary road sensing system
- Energy savings through efficient regeneration and bleeding circuit

■ Specification

		IB18
Structure		Mono-block Type
Number of Pumps		1
Max. Pressure	MPa	32
Rated Flow Rate	L/min	190
Spool Operation	Manual	-
	Pilot	✓
	Solenoid	-
Standard Number of Blocks		9
Additional Blocks		✓
Applicable Excavator Weight (ref.)	ton	7~9

✓: Available

■ Optional Functions

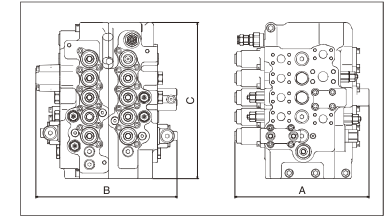
		IB18
Regeneration	Boom	✓
	Arm	✓
Pressure Rise		✓
Holding Valve	Boom	✓
Signal Circuit	Auto Idling	✓

✓: Available

■ Outline Dimensions

		IB18
A	mm	229.5
B	mm	364
C	mm	455

UN (UK) Series



[Main Application]

- Main control valve for medium and large construction machinery

[Features]

- High flow rate and minimal pressure drop are realized by optimizing the internal passage.
- Playback function, priority function, and other functions are available to meet customer needs

■ Specification

		UN22	UN28	UN32	UK36
Structure		2 Blocks	2 Blocks	2 Blocks	3 Blocks
Number of Pumps		2	2	2	2
Max. Pressure	MPa	36	36	36	35
Rated Flow Rate	L/min	160x2	260x2	330x2	540x2
Spool Operation	Manual	-	-	-	-
	Pilot	✓	✓	✓	✓
	Solenoid	-	-	-	-
Standard Number of Blocks		9	9	9	9
Additional Blocks		✓	✓	-	-
Applicable Excavator Weight (ref.)	ton	11~16	16~24	24~36	36~

✓: Available

■ Optional Functions

		UN22	UN28	UN32	UK36
Priority	Boom	✓	✓	✓	✓
	Swing	✓	✓	✓	✓
Travel	Straight	✓	✓	✓	✓
Regeneration	Boom	✓	✓	✓	✓
	Arm	✓	✓	✓	✓
Pressure Rise		✓	✓	✓	✓
Holding Valve	Boom	✓	✓	✓	✓
	Arm	✓	✓	✓	✓
Signal Circuit	Auto Idling	✓	✓	✓	✓
	Travel Independent	✓	✓	✓	✓

✓: Available

■ Outline Dimensions

		UN22	UN28	UN32	UK36
A	mm	369	381.5	431	504.5
B	mm	386	431	454	656
C	mm	432.5	470.5	502	588