


## Slewing Swing units



### High Durability and Maintainability

- Common design with the GM Series, which has a long track record in the market
- Standardization of service parts
- Integrated level gauge and oil supply pipe

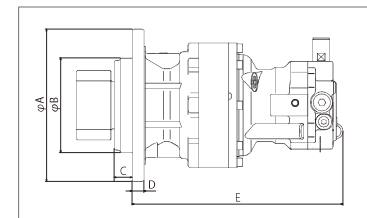
### Wide Product Line-up

- Suitable for small to 90-ton large class hydraulic excavators
- Abundance of choices suitable for various main machines, such as cranes, elevated work vehicles, and mining equipment

### Wide Range of Sensitivity Adjustment Options

- Anti-reversal valve with less swing back when stop is engaged
- Super shockless relief valve to reduce shock during start-up and shutdown

## SG Series

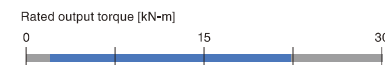


### [Main Application]

- Swing unit with reducer for various construction machines such as hydraulic excavators

### [Features]

- Lightweight, compact, low-noise motor with excellent micro-operability
- Floating valve plate structure with high efficiency and excellent self-priming performance



### ■ Specification

		SG02H	SG025E	SG04G	SG06G	SG08G	SG25E
Rated Output Torque	N·m	2000	3200	4900	5500	12000	22300
Max. Pressure	MPa	20.5	23	27.9	27.9	29.4	25.5
Max. Flow Rate (ref.)	L/min	44	80	140	105	220	360
Applicable Excavator Weight (ref.)	ton	6~7	7~8	8~12	12~16	16~25	30~

### ■ Optional Functions

	SG02H	SG025E	SG04G	SG06G	SG08G	SG25E
Anti-swing-back	✓	✓	✓	✓	✓	✓
Shock-less Relief	✓	✓	✓	✓	✓	✓
Super Shock-less Relief	-	✓	✓	✓	✓	✓
Time Delay Valve	✓	✓	✓	✓	✓	✓

✓: Available

### ■ Outline Dimensions

		SG02H	SG025E	SG04G	SG06G	SG08G	SG25E
A	mm	255	288	323	323	410	480
B	mm	175	200	200	200	310	350
C	mm	22	31.5	38	38	54	64.5
D	mm	20	20	25	25	30	35
E	mm	261	397	432.5	442.5	606	798.5