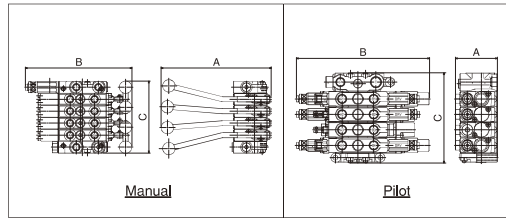



## NSC/SC/BCV Series (Manual/hydraulic pilot operation)



### [Main Application]

- Control valves for truck-mounted cranes, agricultural machinery, various special purpose vehicles, etc.

### [Features]

- Combination of 1 to 10 series is possible.
- Parallel and tandem circuit configurations are possible

### ■ Specification

		NSC10	SC3A	BCV35
Structure		Sectional Type	Sectional Type	Sectional Type
Number of Pumps		1	1	1
Max. Pressure	MPa	20.6	20.6	24.5
Rated Flow Rate	L/min	15	50	35
Spool Operation	Manual	✓	✓	✓
	Pilot	✓	-	✓
	Solenoid	-	-	-

✓ : Available

### ■ Optional Functions

		NSC10	SC3A	BCV35
Pump Unload		✓*	✓*	-
Manual Lever		✓	✓	-
Carry-over		✓	✓	✓
Accessory Valve		✓	✓*	✓
Detent		✓*	✓*	✓*
Circuit Type	Parallel	✓	✓	✓
	Tandem	✓*	✓*	✓
	Series	-	-	-

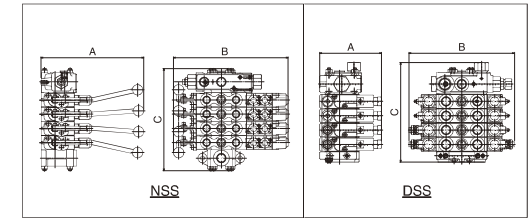

\*Depends on circuit structure ✓ : Available

### ■ Outline Dimensions

		NSC10	SC3A	BCV35
A	mm	221*	246*	84
B	mm	213	220	266
C	mm	Depends on number of blocks	Depends on number of blocks	Depends on number of blocks
Bank Width	mm	24	34	31

\*Including lever

## NSS/DSS Series (Electromagnetic operation)



### [Main Application]

- Control valves for truck-mounted cranes, agricultural machinery, various special purpose vehicles, etc.

### [Features]

- In addition to electromagnetic operation, emergency operation by lever or manual operation pin is also possible
- Parallel and tandem circuit configurations are possible

### ■ Specification

		NSS50	DSS50
Structure		Sectional Type	Sectional Type
Number of Pumps		1	1
Max. Pressure	MPa	20.6	20.6
Rated Flow Rate	L/min	50	50
Spool Operation	Manual	✓	✓
	Pilot	✓	✓*
	Solenoid	-	-

\*Enable to change-over by push-pin in emergency ✓ : Available

### ■ Optional Functions

		NSS50	DSS50
Pump Unload		✓*	-
Manual Lever		✓	-
Accessory Valve		-	✓
Circuit Type	Parallel	✓	✓
	Tandem	✓	✓
	Series	-	-

\*Depends on circuit structure ✓ : Available

### ■ Outline Dimensions

		NSS50	DSS50
A	mm	246*	146
B	mm	274	250
C	mm	Depends on number of blocks	Depends on number of blocks
Bank Width	mm	34	34

\*Including lever